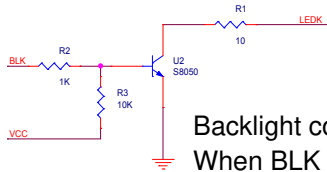
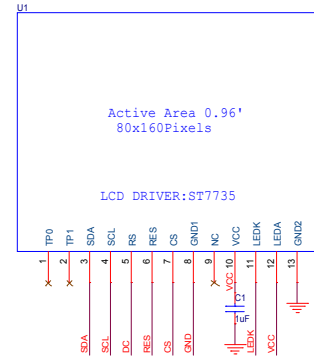
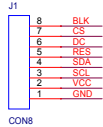


Interface type: SPI interface

- 1.GND=Power Ground
 - 2.VCC=Power supply is 3.3V
 - 3.SCL=SPI clock line
 - 4.SDA=SPI data line
 - 5.RES=Reset pin
 - 6.DC=Data/Command Control Pin
 - 7.CS=SPI Chip Select
 - 8.BLK=Display backlight control switch
- Default backlight is on, low is off



Backlight control switch; BLK is turned on by default;
When BLK is low, the backlight is off, and it can also pass
Pwm controls BLK switching time to control the brightness of the screen

Title		
0.96" 128*64 半色OLED驱动板		
Size	Document Number	Rev
B	<Doc>	1.0
Date:	Fri, Mar 23, 2018	Sheet 1 of 1